



# Creating An Account In Global Family Group Land Recording and Publishing System





**Step 1.**



**Go To:**

<https://globalfamilygroup.com/lrps>

**Step 2.**



**Select the Tab  
Appropriate For You**

**Step 3.**



**Fill In the Form**

**Step 4.**



**Check your email for  
confirmation and instructions.**

**Step 5.**



**Logging In and  
Setting Up Your Profile**

**Step 6.**



**Uploading Documents  
for Verification**







**Step 1.**

**Go to:**


**<https://globalfamilygroup.com/lrps>**



# Step 1.

## Your Prepaid Prosperity Starts Here!

<https://globalfamilygroup.com/lrps>



The Global Family Group  
100% Pure, Precious, of Love, Light & Freedom

WORLDWIDE GATEWAY TO LOVE-ONOMICS

Global Home  
Global Safety Vault  
Global Land & Soil Recording/Publishing  
Global Vendor Prosperity Network  
Global Verify  
Global Harmony Tree  
Global Prosperity System  
How Did We Get Here?

The Global Family Group,  
International Lawful Land & Soil(Recording & Publishing System for the World

The Global Family Group  
Land & Soil Recording & Publishing System

A Movement of Love, Light, and Freedom Evolving Consciously,  
Resonating in Harmony with Nature's Pure Harmony

Welcome Home World!!!

Whether you are correcting your status, or an official, enjoy your journey! And even though you are coming home to the land & soil, it doesn't mean you can't spend some time at the beach. "We are the Value," 8 billion precious people! Evolving consciously in harmony, pure harmony, pure love harmony, alignment with creation.

Welcome Home

0:00 / 0:30

Instructions:

Click on the appropriate button link in the navigation bar.

- Click **Create Your Account** to begin establishing an account; you will be directed to the appropriate form for Global Status Verification Process to begin.
- Click **Account Holders** to log into your account.
- Click **Correct Your Status** to come home to the land & soil and correct your status.
- Click **Status Corrected** if you have previously corrected your status. You will be directed to the appropriate form for Global Status Verification Process to begin.
- Click **Global Verify** if you are seeking to verify lawfully published and recorded documents; you will be directed to the Global Verify to request access to view.
- Click **Officials** if you are seeking to verify lawfully published and recorded documents; you will be directed to the Global Verify to request access to view.
- Click **Document Recording & Publishing** if you have previously corrected your status elsewhere and seeking to place your documents in the global LRPS. You will be directed to the appropriate form for Global Status Verification Process to begin.

Thank you!

Create Your Account: Global Family Group Lawful Land & Soil Recording & Publishing System - [VIDEO]  
Create Your Account: Global Family Group Lawful Land & Soil Recording & Publishing System - [PDF]  
A Few Extra Notes While Creating Your Account - [VIDEO]  
A Few Extra Notes While Creating Your Account - [PDF]  
Learn More - Why to Correct Your Status

Introduction:

Introduction

0:00 / 0:25

Country Assembly Links

Click on your country name below for information



# Step 1. Notes:

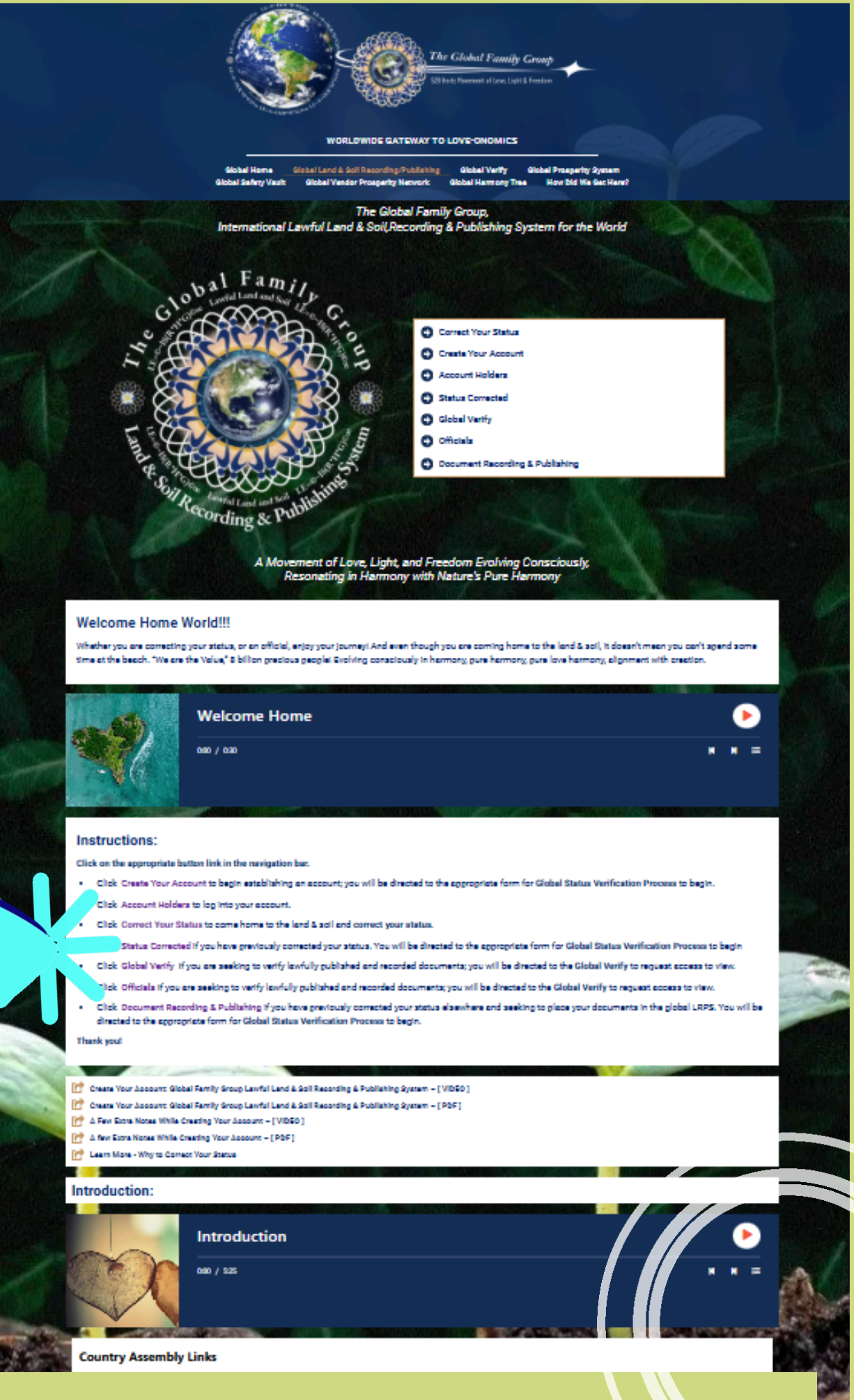
## A Nice Welcome Audio message

The screenshot displays the homepage of The Global Family Group. At the top, the logo features a globe and the text "The Global Family Group" with the tagline "100% Purest of Love, Light & Freedom". Below the logo, a navigation bar lists several links: "Global Home", "Global Safety Vault", "Global Land & Soil Recording/Publishing", "Global Vendor Property Network", "Global Verify", "Global Harmony Tree", "Global Property System", and "How Did We Get Here?". The main content area features a large circular logo with the text "The Global Family Group" and "Land & Soil Recording & Publishing System". To the right of this logo is a list of links: "Correct Your Status", "Create Your Account", "Account Holders", "Status Corrected", "Global Verify", "Officials", and "Document Recording & Publishing". Below this, a section titled "Welcome Home World!!!" contains a message: "Whether you are correcting your status, or an official, enjoy your journey! And even though you are coming home to the land & soil, it doesn't mean you can't spend some time at the beach. 'We are the Value,' 8 billion precious people! Evolving consciously in harmony, pure harmony, pure love harmony, alignment with creation." Below this message is a video player titled "Welcome Home" with a play button and a progress bar showing "0:00 / 0:30". To the right of the video player is a large blue arrow pointing towards the "Welcome Home" video player. Below the video player is a section titled "Instructions:" which lists several steps: "Click on the appropriate button link in the navigation bar.", "Click Create Your Account to begin establishing an account; you will be directed to the appropriate form for Global Status Verification Process to begin.", "Click Account Holders to log into your account.", "Click Correct Your Status to come home to the land & soil and correct your status.", "Click Status Corrected if you have previously corrected your status. You will be directed to the appropriate form for Global Status Verification Process to begin.", "Click Global Verify. If you are seeking to verify lawfully published and recorded documents; you will be directed to the Global Verify to request access to view.", "Click Officials if you are seeking to verify lawfully published and recorded documents; you will be directed to the Global Verify to request access to view.", "Click Document Recording & Publishing if you have previously corrected your status elsewhere and seeking to place your documents in the global LRPS. You will be directed to the appropriate form for Global Status Verification Process to begin." Below the instructions is a section titled "Thank you!" which lists several links: "Create Your Account: Global Family Group Lawful Land & Soil Recording & Publishing System - [VIDEO]", "Create Your Account: Global Family Group Lawful Land & Soil Recording & Publishing System - [PDF]", "A Few Extra Notes While Creating Your Account - [VIDEO]", "A Few Extra Notes While Creating Your Account - [PDF]", and "Learn More - Why to Correct Your Status". Below this is a section titled "Introduction:" which features a video player titled "Introduction" with a play button and a progress bar showing "0:00 / 0:25". At the bottom of the page is a section titled "Country Assembly Links".



# Step 1. Notes:

## Instructions



The screenshot displays the homepage of The Global Family Group. At the top, there is a navigation bar with links: Global Home, Global Land & Soil Recording/Publishing, Global Verify, Global Property System, Global Safety Vault, Global Vendor Property Network, Global Harmony Tree, and How Did We Get Here?. Below this is a large circular logo with the text "The Global Family Group" and "Land & Soil Recording & Publishing System". To the right of the logo is a menu with options: Correct Your Status, Create Your Account, Account Holders, Status Corrected, Global Verify, Officials, and Document Recording & Publishing. Below the menu is a "Welcome Home World!!!" section with a paragraph of text. This is followed by a video player titled "Welcome Home" showing a heart-shaped map. Below the video is an "Instructions:" section with a list of steps. At the bottom, there is a list of links: Create Your Account, Create Your Account, A Few Extra Names While Creating Your Account, and Learn More - Why to Correct Your Status. The footer contains the text "Country Assembly Links".

**The Global Family Group**  
WORLDWIDE GATEWAY TO LOVE-ECONOMICS

Global Home | Global Land & Soil Recording/Publishing | Global Verify | Global Property System  
Global Safety Vault | Global Vendor Property Network | Global Harmony Tree | How Did We Get Here?

**The Global Family Group**  
International Lawful Land & Soil Recording & Publishing System for the World

**The Global Family Group**  
Land & Soil Recording & Publishing System

A Movement of Love, Light, and Freedom Evolving Consciously,  
Resonating in Harmony with Nature's Pure Harmony

**Welcome Home World!!!**

Whether you are correcting your status, or an official, enjoy your journey! And even though you are coming home to the land & soil, it doesn't mean you can't spend some time at the beach. "We are the Value," 8 billion precious people! Evolving consciously in harmony, pure harmony, pure love harmony, alignment with creation.

**Welcome Home**

0:00 / 0:30

**Instructions:**

Click on the appropriate button link in the navigation bar.

- Click **Create Your Account** to begin establishing an account; you will be directed to the appropriate form for Global Status Verification Process to begin.
- Click **Account Holders** to log into your account.
- Click **Correct Your Status** to come home to the land & soil and correct your status.
- Click **Status Corrected** if you have previously corrected your status. You will be directed to the appropriate form for Global Status Verification Process to begin.
- Click **Global Verify** if you are seeking to verify lawfully published and recorded documents; you will be directed to the Global Verify to request access to view.
- Click **Officials** if you are seeking to verify lawfully published and recorded documents; you will be directed to the Global Verify to request access to view.
- Click **Document Recording & Publishing** if you have previously corrected your status elsewhere and seeking to place your documents in the global LRPS. You will be directed to the appropriate form for Global Status Verification Process to begin.

Thank you!

Create Your Account: Global Family Group Lawful Land & Soil Recording & Publishing System - [VIDEO]  
Create Your Account: Global Family Group Lawful Land & Soil Recording & Publishing System - [PDF]  
A Few Extra Names While Creating Your Account - [VIDEO]  
A Few Extra Names While Creating Your Account - [PDF]  
Learn More - Why to Correct Your Status

**Introduction:**

**Introduction**

0:00 / 0:25

**Country Assembly Links**



# Step 1. Notes:

Videos and pdfs of Extra Notes  
while creating your account

The screenshot displays the homepage of The Global Family Group. At the top, there is a navigation bar with links: Global Home, Global Land & Soil Recording/Publishing, Global Verify, Global Property System, Global Safety Vault, Global Vendor Property Network, Global Harmony Tree, and How Did We Get Here?. Below this, a large circular logo features a globe and the text 'The Global Family Group' and 'Land & Soil Recording & Publishing System'. To the right of the logo is a menu with options: Correct Your Status, Create Your Account, Account Holders, Status Corrected, Global Verify, Officials, and Document Recording & Publishing. A welcome message reads: 'Welcome Home World!!! Whether you are correcting your status, or an official, enjoy your journey! And even though you are coming home to the land & soil, it doesn't mean you can't spend some time at the beach. "We are the Value," 8 billion precious people! Evolving consciously in harmony, pure harmony, pure love harmony, alignment with creation.' Below the message is a video player titled 'Welcome Home' with a play button and a progress bar. Further down, an 'Instructions:' section provides a list of steps for account creation and verification. At the bottom, there is a list of 'Extra Notes' with links to videos and PDFs: 'Create Your Account: Global Family Group Lawful Land & Soil Recording & Publishing System - [VIDEO]', 'Correct Your Account: Global Family Group Lawful Land & Soil Recording & Publishing System - [PDF]', 'How to Correct Your Status: Global Family Group Lawful Land & Soil Recording & Publishing System - [VIDEO]', and 'A few Extra Notes While Creating Your Account - [PDF]'. The page also includes an 'Introduction' video player and a 'Country Assembly Links' section.



# Step 1. Notes:

With an Introductory Audio message

The screenshot displays the homepage of The Global Family Group. At the top, there is a navigation bar with links: Global Home, Global Land & Soil Recording/Publishing, Global Verify, Global Property System, Global Safety Vault, Global Vendor Property Network, Global Harmony Tree, and How Did We Get Here?. Below this, a large circular logo features a globe and the text 'The Global Family Group' and 'Land & Soil Recording & Publishing System'. To the right of the logo is a list of links: Correct Your Status, Create Your Account, Account Holders, Status Corrected, Global Verify, Officials, and Document Recording & Publishing. A welcome message reads: 'Welcome Home World!!! Whether you are correcting your status, or an official, enjoy your journey! And even though you are coming home to the land & soil, it doesn't mean you can't spend some time at the beach. "We are the Value," 8 billion precious people! Evolving consciously in harmony, pure harmony, pure love harmony, alignment with creation.' Below this is a video player titled 'Welcome Home' with a play button and a progress bar. Further down, an 'Instructions' section provides a list of steps: Click on the appropriate button link in the navigation bar; Click Create Your Account to begin establishing an account; Click Account Holders to log into your account; Click Correct Your Status to come home to the land & soil and correct your status; Click Status Corrected if you have previously corrected your status; Click Global Verify if you are seeking to verify lawfully published and recorded documents; Click Officials if you are seeking to verify lawfully published and recorded documents; Click Document Recording & Publishing if you have previously corrected your status elsewhere and seeking to place your documents in the global LRPS. Below the instructions are links to various documents and videos. At the bottom, there is an 'Introduction' video player and a 'Country Assembly Links' section.

The Global Family Group  
100% Pure, Precious, of Love, Light & Freedom

WORLDWIDE GATEWAY TO LOVE-ECONOMICS

Global Home  
Global Safety Vault  
Global Land & Soil Recording/Publishing  
Global Vendor Property Network  
Global Verify  
Global Harmony Tree  
Global Property System  
How Did We Get Here?

The Global Family Group,  
International Lawful Land & Soil Recording & Publishing System for the World

The Global Family Group  
Land & Soil Recording & Publishing System

A Movement of Love, Light, and Freedom Evolving Consciously,  
Resonating in Harmony with Nature's Pure Harmony

Welcome Home World!!!  
Whether you are correcting your status, or an official, enjoy your journey! And even though you are coming home to the land & soil, it doesn't mean you can't spend some time at the beach. "We are the Value," 8 billion precious people! Evolving consciously in harmony, pure harmony, pure love harmony, alignment with creation.

Welcome Home  
0:00 / 0:30

Instructions:  
Click on the appropriate button link in the navigation bar.

- Click Create Your Account to begin establishing an account; you will be directed to the appropriate form for Global Status Verification Process to begin.
- Click Account Holders to log into your account.
- Click Correct Your Status to come home to the land & soil and correct your status.
- Click Status Corrected if you have previously corrected your status. You will be directed to the appropriate form for Global Status Verification Process to begin.
- Click Global Verify if you are seeking to verify lawfully published and recorded documents; you will be directed to the Global Verify to request access to view.
- Click Officials if you are seeking to verify lawfully published and recorded documents; you will be directed to the Global Verify to request access to view.
- Click Document Recording & Publishing if you have previously corrected your status elsewhere and seeking to place your documents in the global LRPS. You will be directed to the appropriate form for Global Status Verification Process to begin.

Thank you!

Create Your Account: Global Family Group Lawful Land & Soil Recording & Publishing System - [VIDEO]  
Create Your Account: Global Family Group Lawful Land & Soil Recording & Publishing System - [PDF]  
A Few Extra Notes While Creating Your Account - [VIDEO]  
A Few Extra Notes While Creating Your Account - [PDF]  
Learn More - Why to Correct Your Status

Introduction  
0:00 / 0:25

Country Assembly Links



# Step 1. Notes:

Learn More - Why to Correct Your Status

Connect with your Country or State Assembly.

The screenshot displays the homepage of The Global Family Group. At the top, there is a navigation bar with links: Global Home, Global Land & Soil Recording/Publishing, Global Verify, Global Property System, Global Safety Vault, Global Vendor Property Network, Global Harmony Tree, and How Did We Get Here?. Below this is a large banner with the group's logo and a menu of options: Correct Your Status, Create Your Account, Account Holders, Status Corrected, Global Verify, Officials, and Document Recording & Publishing. A welcome message follows, stating: "Welcome Home World!!! Whether you are correcting your status, or an official, enjoy your journey! And even though you are coming home to the land & soil, it doesn't mean you can't spend some time at the beach. 'We are the Value,' 8 billion precious people! Evolving consciously in harmony, pure harmony, pure love harmony, alignment with creation." Below the message is a video player titled "Welcome Home" with a play button and a progress bar. The "Instructions:" section provides a list of steps: Click on the appropriate button link in the navigation bar; Click Create Your Account to begin establishing an account; Click Account Holders to log into your account; Click Correct Your Status to come home to the land & soil and correct your status; Click Status Corrected if you have previously corrected your status; Click Global Verify if you are seeking to verify lawfully published and recorded documents; Click Officials if you are seeking to verify lawfully published and recorded documents; Click Document Recording & Publishing if you have previously corrected your status elsewhere and seeking to place your documents in the global LRPS. Below the instructions are links to "Create Your Account" and "Learn More - Why to Correct Your Status". The "Introduction:" section features a video player titled "Introduction" with a play button and a progress bar. At the bottom, there is a link to "Country Assembly Links".



# Step 1. Notes:



Learn More - Why to Correct Your  
Connect with your Country or State

## Country Assembly Links

Click on your country name below for information

🇦🇺 Australia

🇨🇦 Canada

🇬🇧 England

🇮🇪 Ireland

🇮🇹 Italy

🇯🇲 Jamaica

🇵🇹 Portugal

🇷🇴 Romania

🇿🇦 South Africa

🇪🇸 Spain

🇺🇸 The United States of America

Country Assembly Links



# Step 2.



## Go Here:

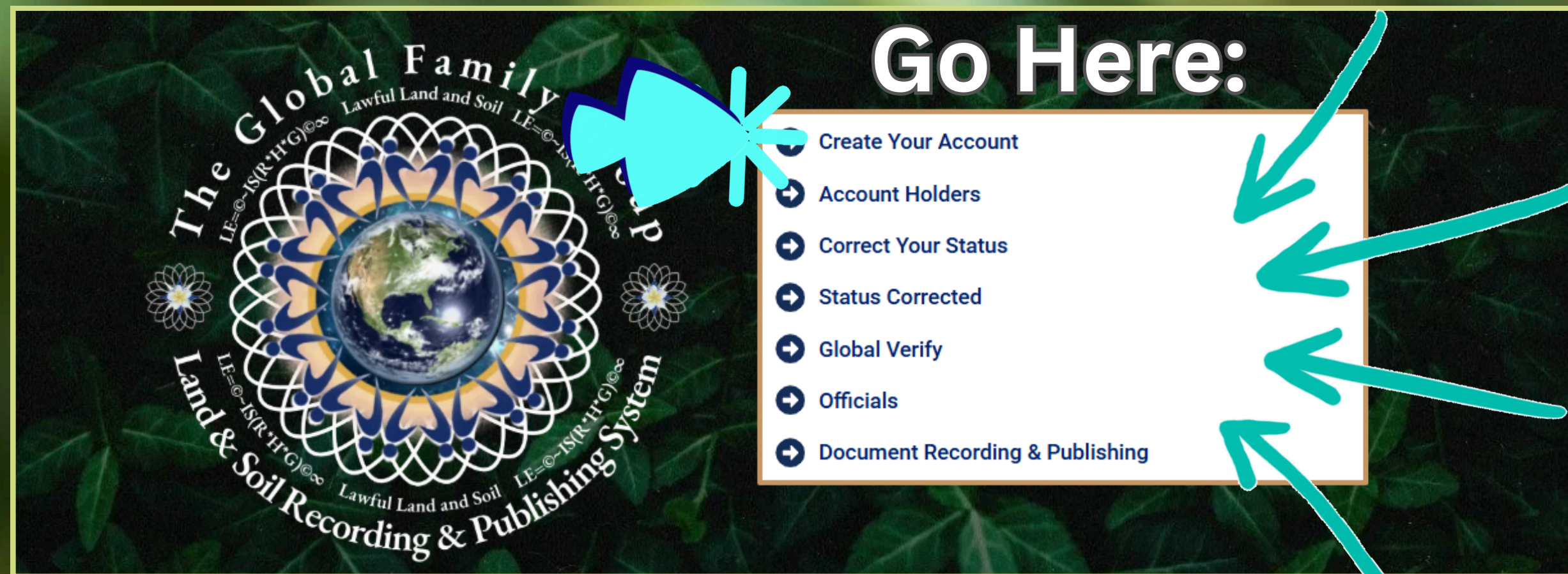
- Create Your Account
- Account Holders
- Correct Your Status
- Status Corrected
- Global Verify
- Officials
- Document Recording & Publishing



Select the Tab  
Appropriate For You



# Step 2.




Click Create Your Account to begin establishing an account; you will be directed to the appropriate form for Global Status Verification Process to begin.



# Step 2.

**Go Here:**



- Create Your Account
- Account Holders
- Correct Your Status
- Status Corrected
- Global Verify
- Officials
- Document Recording & Publishing

- Click Account Holders to log into your account.



# Step 2.



Click Correct Your Status to come home to the land & soil and correct your status.



# Step 2.



The logo features a central globe surrounded by a circular arrangement of stylized human figures holding hands. The text "The Global Family Group" is arched over the top, and "Land & Soil Recording & Publishing System" is arched along the bottom. The phrase "Lawful Land and Soil" is repeated twice within the design.

## Go Here:


- ➔ Create Your Account
- ➔ Account Holders
- ➔ Correct Your Status
- ➔ Status Corrected
- ➔ Global Verify
- ➔ Officials
- ➔ Document Recording & Publishing

➔ Click Status Corrected if you have previously corrected your status. You will be directed to the appropriate form for Global Status Verification Process to begin.



# Step 2.




 Click Global Verify. If you are seeking to verify lawfully published and recorded documents; you will be directed to the Global Verify to request access to view.



# Step 2.

**Go Here:**



- ➔ Create Your Account
- ➔ Account Holders
- ➔ Correct Your Status
- ➔ Status Corrected
- ➔ Global Verify
- ➔ Officials
- ➔ Document Recording & Publishing

➔ Click Officials If you are seeking to verify lawfully published and recorded documents; you will be directed to the Global Verify to request access to view.



# Step 2.



Click Document Recording & Publishing if you have previously corrected your status elsewhere and seeking to place your documents in the global LRPS. You will be directed to the appropriate form for Global Status Verification Process to begin.



# Step 3.



• You will see this form

Status Verification Process

User Information

First (Given Name(s))

Last (Family Name(s))

Birth Date  mm/dd/yyyy

Type of Identification

ID Number

Email Address

Confirm Email Address

Home Phone

Office Phone

Mobile Phone

SFD Recording Number

Preferred Language

Physical Address

Address

Address (2nd Line)

City

State / Province / Region

Zip / Postal Code

Country

Mailing Address

Name

Address

Address (2nd Line)

City

State / Province / Region

Zip / Postal Code

Country

Beneficiary

Full Name

Type of Identification

ID Number

Birth Date  mm/dd/yyyy

Relationship

Address

Phone

Security Questions\*

Question #1

Answer #1

Question #2

Answer #2

Question #3

Answer #3

Please enter the code as displayed\*

201779



# Step 3.



- ## Fill in the form
- Only items with \* are required

Status Verification Process

User Information

First (Given Name)\*

Last (Family Name)\*

Born Date\*

Type of Identification\*

ID Number\*

Email Address\*

Confirm Email Address\*

Home Phone\*

Office Phone\*

Mobile Phone\*

SFD Recording Number\*

Preferred Language

Physical Address

Address\*

Address (2nd Line)

City\*

State / Province / Region

Zip / Postal Code\*

Country\*

Mailing Address

Name\*

Address\*

Address (2nd Line)

City\*

State / Province / Region

Zip / Postal Code\*

Country\*

Beneficiary

Full Name\*

Type of Identification\*

ID Number\*

Born Date\*

Relationship\*

Address\*

Phone\*

Security Questions\*

Question Q1:

Answer Q1:

Question Q2:

Answer Q2:

Question Q3:

Answer Q3:

Please enter the code as displayed\*



# Step 3.



Before uploading and submitting documents...

**NOTE:** Lawful status corrected documents must be:



Upon submission of the form you will receive a pop up image with an Important message regarding document submissions. Lawful status corrected documents must be:

- Original
- Legible
- wet ink autographs



# Step 3.

## FORM

Behind the 'pop up', is the message:  
"Thank You for Submitting Your Status Verification.  
Welcome to your journey home to the land and soil."

Thank You for Submitting Your Status Verification.  
Welcome to your journey home to the land and soil.  
Before uploading and submitting documents...

**NOTE: Lawful status corrected documents must be:**

- Original
- Legible
- not ink
- autographs

1. Please do not attempt to submit the form again.  
2. Check your email for detailed instructions (downloadable PDF and Video Instructions).  
3. Upon approval, you will receive your Prosperity Account login and temporary password.  
4. Please note that you will need to complete your status correction by uploading 2 documents inside your Prosperity Account profile.  
5. Your email will contain the page links to select all necessary documents.

1. Upload Your Universal Declaration of Political Status (PDF) Document ...

2. Upload 2 Different Witness Testimony Documents (PDF format)  
(These two primary witnesses must have known you for 7 years or more).  
That will be total of 3 witnesses on each form (if using lawful witnessing)  
or 1 state of state notary or recording secretary on each form.  
These 2 witness documents are to affirm your political status and identity.

**Important Note:**  
Your email will contain the links to download all documents.  
While waiting for your approval email, please take a moment to "initiate" and add these emails to your contacts to avoid having our emails go to your spam folder:  
nonreply@secure.igf526.network  
nonreply@igf526.network  
nonreply@globalfamilygroup.com



# Step 3.

## FORM

### Along with Instructions:

1. Please do not attempt to submit the form again.
2. Check your email for detailed instructions (downloadable PDF and Video instructions).
3. Upon approval, you will receive your Prosperity Account login and temporary password.
4. Please note that you will need to complete your status correction by uploading 3 documents inside your Prosperity Account profile.
5. Your email will contain the page link to select all necessary documents.

Thank You for Submitting Your Status Verification.  
Welcome to your journey home to the land and soil.

Before uploading and submitting documents...

NOTE: Lawful status corrected documents must be:



1. Please do not attempt to submit the form again.
2. Check your email for detailed instructions (downloadable PDF and Video instructions).
3. Upon approval, you will receive your Prosperity Account login and temporary password.
4. Please note that you will need to complete your status correction by uploading 3 documents inside your Prosperity Account profile.
5. Your email will contain the page link to select all necessary documents.

1. Upload Your Universal Declaration of Political Status (PDF) Document ...

2. Upload 2 Different Witness Testimony Documents (PDF format)  
(These two primary witnesses must have known you for 7 years or more).  
That will be total of 3 witnesses on each form (if using lawful witnessing)  
or 1 state of state notary or recording secretary on each form.  
These 2 witness documents are to affirm your political status and identity.



#### Important Note:

Your email will contain the links to download all documents.

While waiting for your approval email, please take a moment to "whitelist" and add these emails to your contacts to avoid having our emails go to your spam folder:

nonaply@secure.ng/526.network  
nonaply@526.network  
nonaply@globalfamilygroup.com



# Step 3.

## FORM

and Guides for your Declaration and 'Witness Testimony' docs:

Thank You for Submitting Your Status Verification.  
Welcome to your journey home to the land and soil.  
Before uploading and submitting documents...

**NOTE: Lawful status corrected documents must be:**

- Original
- Legible
- not ink
- autographs

1. Please do not attempt to submit the form again.  
2. Check your email for detailed instructions (downloadable PDF and Video Instructions).  
3. Upon approval, you will receive your Prosperity Account login and temporary password.  
4. Please note that you will need to complete your status correction by uploading 2 documents inside your Prosperity Account profile.  
5. Your email will contain the page links to select all necessary documents.

1. Upload Your Universal Declaration of Political Status (PDF) Document ...

2. Upload 2 Different Witness Testimony Documents (PDF format)  
(These two primary witnesses must have known you for 7 years or more).  
That will be total of 3 witnesses on each form (if using lawful witnessing)  
or 1 state of state notary or recording secretary on each form.  
These 2 witness documents are to affirm your political status and identity.

**Important Note:**  
Your email will contain the links to download all documents.  
While waiting for your approval email, please take a moment to 'initiate' and add these emails to your contacts to avoid having our emails go to your spam folder:  
nonaply@ecare.org/526.network  
nonaply@526.network  
nonaply@globalfamilygroup.com



# Step 3.

## FORM

**Important Note:**  
Your email will contain the links to download all documents.

Thank You for Submitting Your Status Verification.  
Welcome to your journey home to the land and soil.

Before uploading and submitting documents...

NOTE: Lawful status corrected documents must be:



1. Please do not attempt to submit the form again.
2. Check your email for detailed instructions (downloadable PDF and Video Instructions).
3. Upon approval, you will receive your Prosperity Account login and temporary password.
4. Please note that you will need to complete your status correction by uploading 3 documents inside your Prosperity Account profile.
5. Your email will contain the page links to select all necessary documents.

1. Upload Your Universal Declaration of Political Status (PDF) Document ...

2. Upload 2 Different Witness Testimony Documents (PDF format)  
(These two primary witnesses must have known you for 7 years or more).  
That will be total of 3 witnesses on each form (if using lawful witnessing)  
or 1 state of state notary or recording secretary on each form.  
These 2 witness documents are to affirm your political status and identity.



Important Note:

Your email will contain the links to download all documents.

While waiting for your approval email, please take a moment to "initiate" and add these emails to your contacts to avoid having our emails go to your spam folder:

nonrep@secure.ig526.network  
nonrep@ig526.network  
nonrep@ig526familygroup.com



# Step 3.

## FORM

## Additional Notes:

- When submitting your form  
**PLEASE ONLY SUBMIT ONE REQUEST,**



Status Verification Process

User Information

First (Given Name)(\*)

Last (Family Name)(\*)

Born Date(\*)

Type of Identification(\*)

ID Number(\*)

Email Address(\*)

Confirm Email Address(\*)

Home Phone:

Office Phone:

Mobile Phone:

SFD Recording Number:

Preferred Language:

Physical Address

Address:

Address (2nd Line):

City:

State / Province / Region:

Zip / Postal Code:

Country:

Mailing Address

Name:

Address:

Address (2nd Line):

Answer ID:

Please enter the code as displayed\*





# Step 3.

## In Preparation for Next Step:


While waiting for your approval email, please take a moment to “whitelist” and add these emails to your contacts to avoid having our emails go to your spam folder:

- 
1. [noreply@secure.tgf528.network](mailto:noreply@secure.tgf528.network)
  2. [noreply@tgf528.network](mailto:noreply@tgf528.network)
  3. [noreply@globalfamilygroup.com](mailto:noreply@globalfamilygroup.com)



# While Waiting for your 'approval Email':

## Step 3.



Gather the required documents; being sure each are in the proper format required





# Step

Gather the required documents; being sure each are in the proper format required

## Documents for Personal

ID	Title	Description	
1	ID	Credentials/Drivers License/Passport GFGLRPS REQUIRED	JPEG or PDF
2	Utility	Proof of address (Any RECIEVED piece of mail with YOUR name on it) GFGLRPS REQUIRED	JPEG or PDF
3	Declaration and Witness Testimony	1779 Declaration/Universal Declaration/ Full 928 Package GFGLRPS REQUIRED	SCANNED PDF ONLY
4	Passport Quality Photo	2x2 photo (WHITE BACKGROUND, NO HATS OR GLASSES IN PHOTO) Passport photo quality only GFGLRPS REQUIRED	JPEG or PNG ONLY!!!
5	Declaration of Political Status	Required for State Assembly participation (GFGLRPS OPTIONAL)	SCANNED PDF ONLY
6	Common Carry Declaration	Required for State Assembly participation (GFGLRPS OPTIONAL)	SCANNED PDF ONLY
7	Fee Schedule	FULL DOCUMENT Required for State Assembly participation (GFGLRPS OPTIONAL)	SCANNED PDF ONLY
8	Other Documents	Other Documents	SCANNED PDF ONLY
9	Miscellaneous	Miscellaneous	SCANNED PDF ONLY
10	Photo quality seal ( Thumb Print)	Photo quality seal (RED THUMB PRINT) GFGLRPS REQUIRED	JPEG or PNG ONLY!!!
11	Witness Testimony 1	Witness Testimony 1 GFGLRPS REQUIRED	SCANNED PDF ONLY
12	Witness Testimony 2	Witness Testimony 2 GFGLRPS REQUIRED	SCANNED PDF ONLY





**Step 4.**



**Check your email for  
confirmation and instructions.**





**Step 4.**


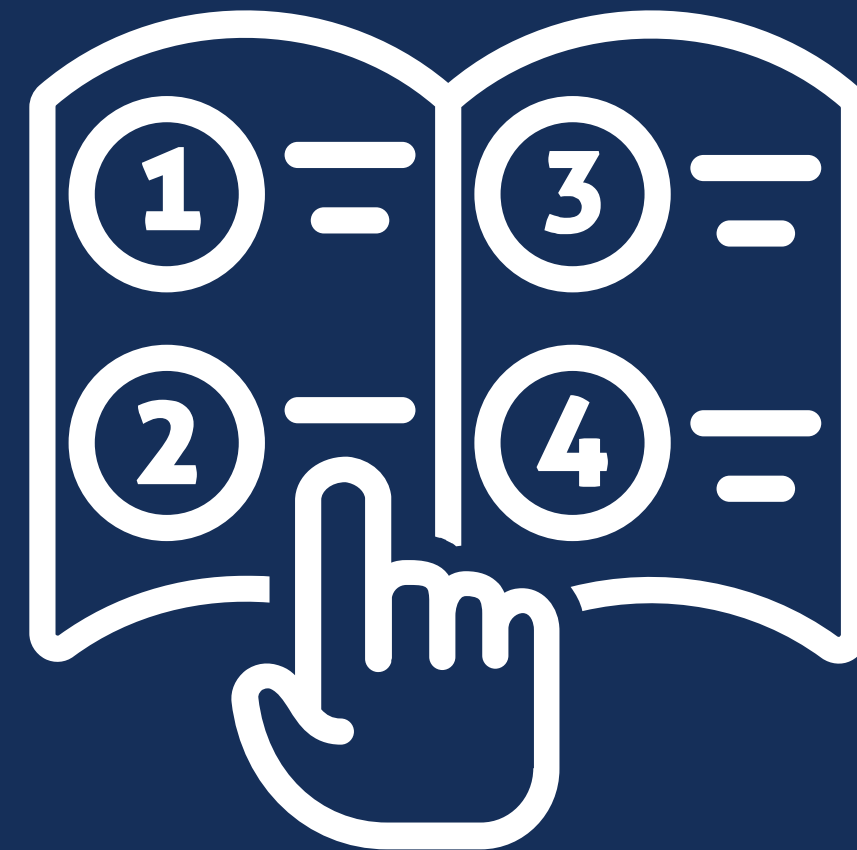


 **Once You Receive Your Approval Email....**


**Follow the Instructions Provided Within the Email**



**Step 5.**

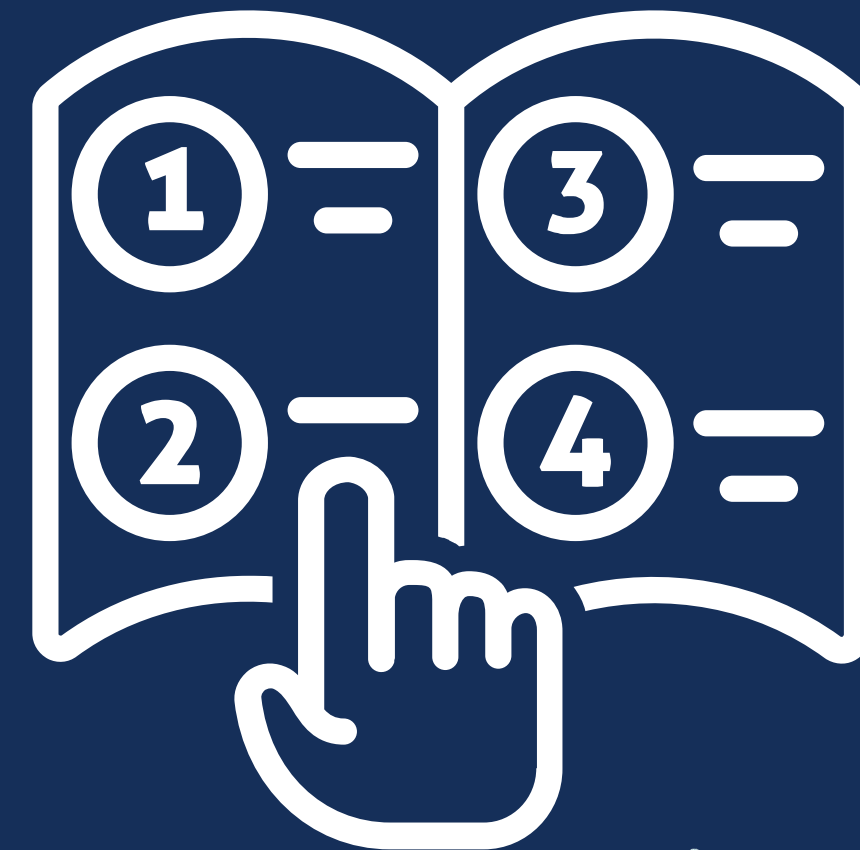


**Logging In and  
Setting Up Your Profile**





# Step 5.



Once You Are Logged Into Your New Account .....

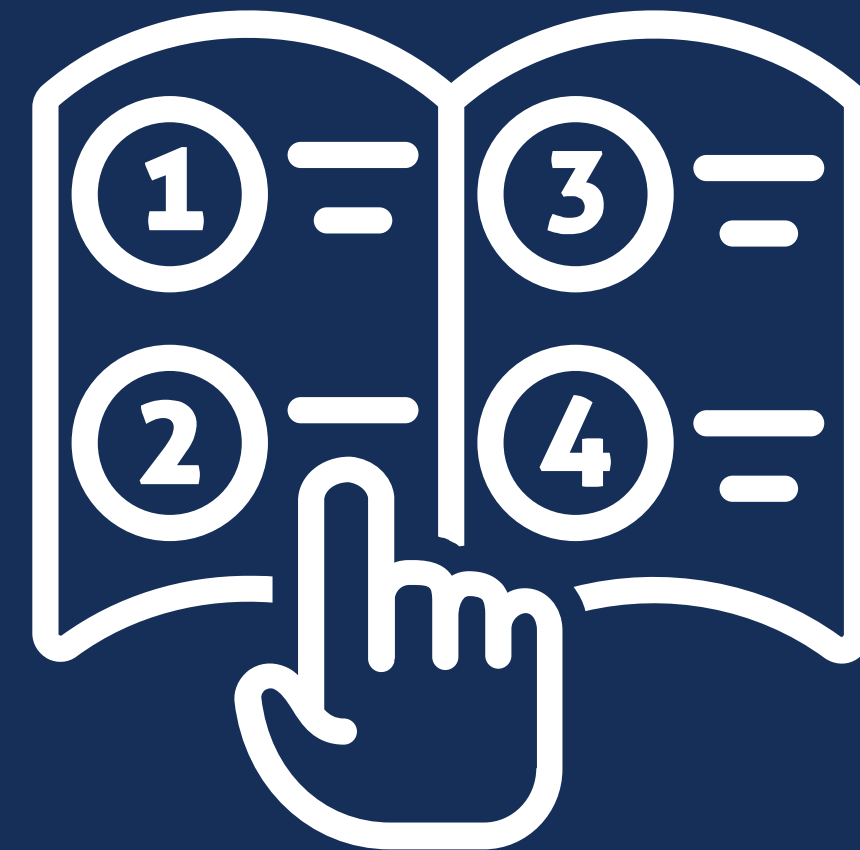
You will see that you have a message....

GO TO THE MESSAGE AND **SAVE** THAT PRIVATE **'ONE TIME SEEN CODE'**

**'SECRET KEY'**



# Step 5.



Once You Are Logged Into Your New Account .....

You will see that you have a message....

GO TO THE MESSAGE AND **SAVE** THAT PRIVATE **‘ONE TIME SEEN CODE’**  
**‘SECRET KEY’**



**YOU WILL NEED THIS FOR TRANSFERS!**



User Information

Profile Details

Documents

User Agreement




# Step 5.

## Notes:


- When creating your profile for your prosperity account, you must use your lawful name NOT a nickname.
- We have to verify it is you (the living man or woman) that is creating the profile.
- We verify submitted documents.
- We want to make sure everyone that has a prosperity account has lawfully corrected their status.



**Step 6.**



## **Uploading Documents for Verification**





**Take Note:**  
**Before uploading your  
status corrected documents**





**To be acceptable  
Lawful documents....**



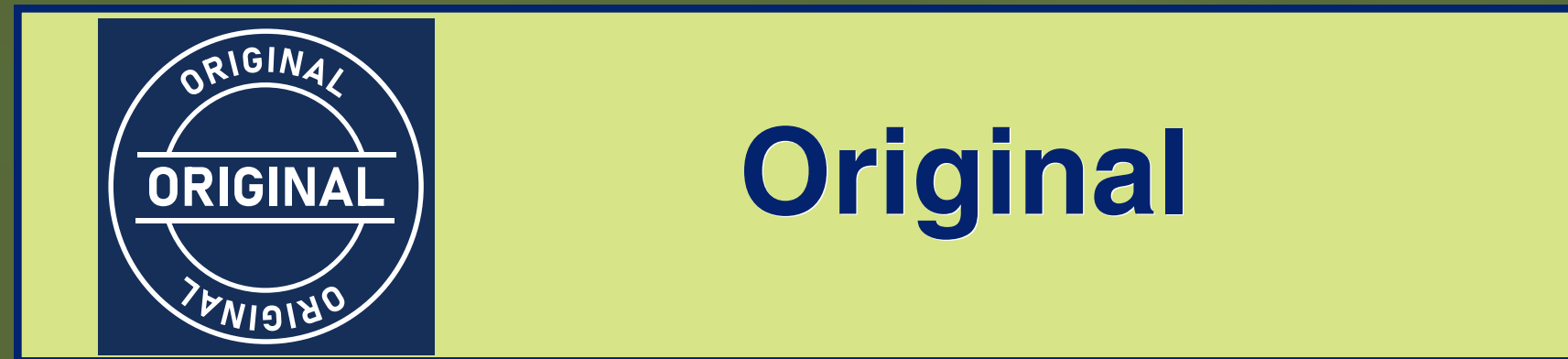


**There are 3 'Absolutes'**  
**that your submitting documents MUST be!**





**There are 3 'Absolutes'**  
**that your submitting documents MUST be!**





# There are 3 'Absolutes' that your submitting documents MUST be!

1.



**Original**

2.



**Legible**





# There are 3 'Absolutes'

that your submitting documents **MUST** be!

1.



**Original**

2.



**Legible**

3.




**wet ink  
autographs**



## Step 6.




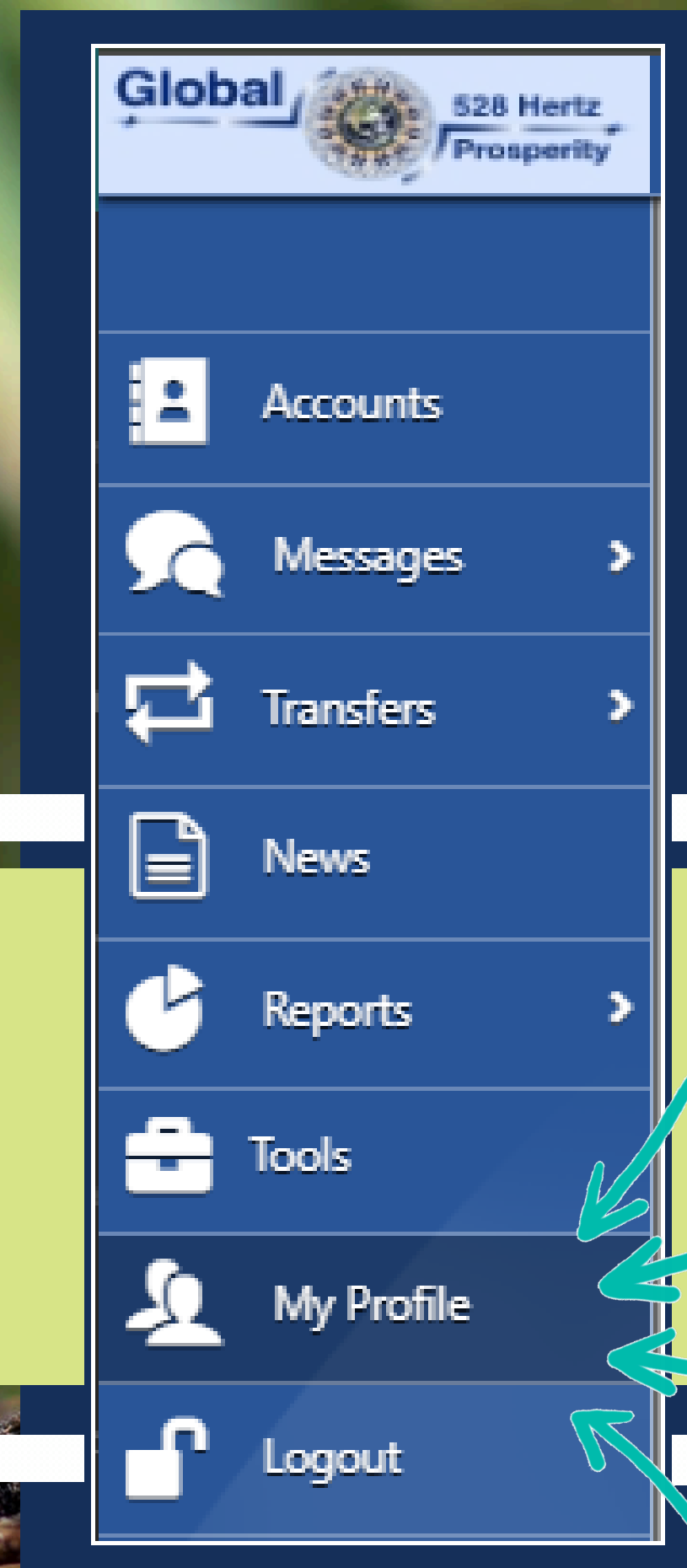
 **Go to the Documents tab  
to upload your prepared documents**



# Step 6.



 You will find it in  
the left side panel,  
scroll down and select 'My Profile'





# Step 6.



 **Must Select the  
'Modify'  
tab to make any  
changes or upload!**

## My Profile

My Profile

Modify

← Back



User Information

Profile Details

Documents

User Agreement



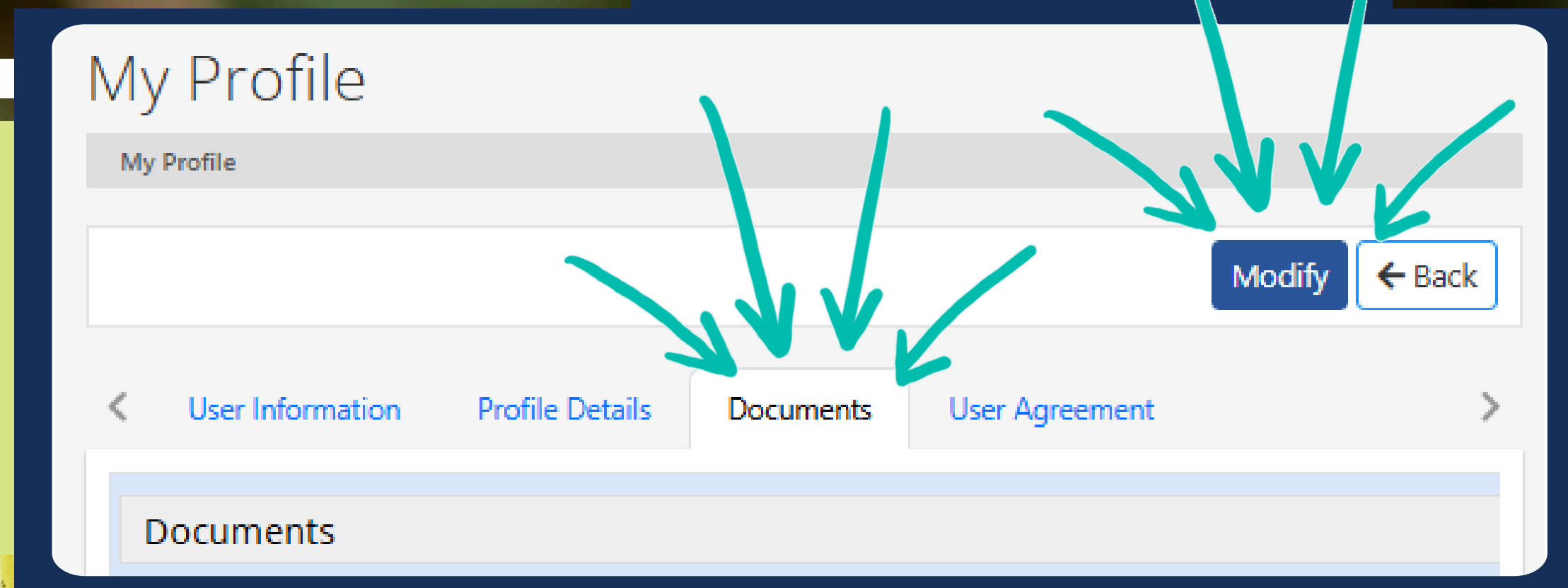
User Information



# Step 6.




Select the  
Documents'  
tab to upload





# Step 6.



 **Must Select the  
'Save'  
tab after making any  
changes or uploading!**

## My Profile

My Profile / Modify My Profile

Save

← Back



User Information

Profile Settings

Documents

User Agreement



Documents



# Step 6.



## DOCUMENTS REQUIRED AND REQUIREMENTS

- MUST BE THE LAWFUL AGE 21 (For Prosperity and Witnessing)
- 1779 Declaration or 928 documents or Universal Declaration (PDF format ONLY)
- 2 Witness Forms (PDF format ONLY) CANNOT BE A PICTURE TURNED INTO PDF
- ID should be a (JPEG, PNG OR PDF file format)
- Utility (a piece of mail that we can verify you receive mail at that address. It can be an Amazon package, birthday card, love note, or any bill.)  
(JPEG, PNG OR PDF format)



# Step 6.




## DOCUMENTS REQUIRED AND REQUIREMENTS

- WE DO NOT ACCEPT ZIP FILES, MOVIE FILES, JPEG OR PNG FOR DOCUMENT FILES: ONLY PDF format will work.
- When uploading your documents, they must be in a PDF format.
- Documents must be LEGIBLE; we need see each page of your documents.
- NO SCREENSHOTS like it is your Instagram or Facebook page.
- So please DO NOT lay them out on your floor and take a picture of them.



# Step 6.



## DOCUMENTS REQUIRED AND REQUIREMENTS

- DOCUMENTS CAN NOT BE IN PARSE SYNTAX  
(AUTOGRAPH ONLY ACCEPTABLE)

### FOR VERIFICATION:


- Your 2 witness testimonies as well as
- Your 1779 document OR
- 928 documents OR
- Universal Declaration IS NEEDED

to verify you are lawfully a State National or Citizen





# Step 6.



## Uploading

User Information

Profile Details

Documents

User Agreement

Documents

Title	Description	Date Uploaded	Expiration Date	File Size	Status
Missing Documents					
Title	Description	Expiration Date			
ID	Credentials/Drivers License/Passport GFGLRPS REQUIRED (JPEG OR PDF)	no	<a href="#">Upload</a>		
Utility	Proof of address (Any RECIEVED piece of mail with YOUR name on it) GFGLRPS REQUIRED (JPEG OR PDF)	no	<a href="#">Upload</a>		
Declaration and Witness Testimony	1779 Declaration/Universal Declaration/ Full 928 Package GFGLRPS REQUIRED (SCANNED PDF ONLY)	no	<a href="#">Upload</a>		
Passport Quality Photo	2x2 photo (WHITE BACKGROUND, NO HATS OR GLASSES IN PHOTO) Passport photo quality only GFGLRPS REQUIRED (JPEG and PNG ONLY!!)	no	<a href="#">Upload</a>		
Declaration of Political Status	Required for State Assembly participation (GFGLRPS OPTIONAL) SCANNED PDF ONLY	no	<a href="#">Upload</a>		
Common Carry Declaration	Required for State Assembly participation (GFGLRPS OPTIONAL) SCANNED PDF ONLY	no	<a href="#">Upload</a>		
Fee Schedule	FULL DOCUMENT Required for State Assembly participation (GFGLRPS OPTIONAL) SCANNED PDF ONLY	no	<a href="#">Upload</a>		
Other Documents	Other Documents (SCANNED PDF ONLY)	no	<a href="#">Upload</a>		
Miscellaneous	Miscellaneous (SCANNED PDF ONLY)	no	<a href="#">Upload</a>		
Photo quality seal (Thumb Print)	Photo quality seal (RED THUMB PRINT) GFGLRPS REQUIRED (JPEG and PNG ONLY!!)	no	<a href="#">Upload</a>		
Witness Testimony 1	Witness Testimony 1 GFGLRPS REQUIRED (SCANNED PDF ONLY)	no	<a href="#">Upload</a>		
Witness Testimony 2	Witness Testimony 2 GFGLRPS REQUIRED (SCANNED PDF ONLY)	no	<a href="#">Upload</a>		



# Step 6.



In the Documents Tab  
Select 'Upload'  
for the appropriate file

< User Information Profile Details Documents User Agreement >

Documents

Title	Description	Date Uploaded	Expiration Date	File Size	Status
Missing Documents					
Title	Description	Automatic			
ID	Credentials/Drivers License/Passport GFGLRPS REQUIRED (JPEG OR PDF)	no	<a href="#">Upload</a>		
Utility	Proof of address (Any RECIEVED piece of mail with YOUR name on it) GFGLRPS REQUIRED (JPEG OR PDF)	no	<a href="#">Upload</a>		
Declaration and Witness Testimony	1779 Declaration/Universal Declaration/ Full 928 Package GFGLRPS REQUIRED (SCANNED PDF ONLY)	no	<a href="#">Upload</a>		
Passport Quality Photo	2x2 photo (WHITE BACKGROUND, NO HATS OR GLASSES IN PHOTO) Passport photo quality only GFGLRPS REQUIRED (JPEG and PNG ONLY!!)	no	<a href="#">Upload</a>		
Declaration of Political Status	Required for State Assembly participation (GFGLRPS OPTIONAL) SCANNED PDF ONLY	no	<a href="#">Upload</a>		
Common Carry Declaration	Required for State Assembly participation (GFGLRPS OPTIONAL) SCANNED PDF ONLY	no	<a href="#">Upload</a>		
Fee Schedule	FULL DOCUMENT Required for State Assembly participation (GFGLRPS OPTIONAL) SCANNED PDF ONLY	no	<a href="#">Upload</a>		
Other Documents	Other Documents (SCANNED PDF ONLY)	no	<a href="#">Upload</a>		
Miscellaneous	Miscellaneous (SCANNED PDF ONLY)	no	<a href="#">Upload</a>		
Photo quality seal (Thumb Print)	Photo quality seal (RED THUMB PRINT) GFGLRPS REQUIRED (JPEG and PNG ONLY!!)	no	<a href="#">Upload</a>		
Witness Testimony 1	Witness Testimony 1 GFGLRPS REQUIRED (SCANNED PDF ONLY)	no	<a href="#">Upload</a>		
Witness Testimony 2	Witness Testimony 2 GFGLRPS REQUIRED (SCANNED PDF ONLY)	no	<a href="#">Upload</a>		



# Step 6.




- You will be directed to choose your file
- Once selected,
- Click 'Upload'

My Profile

[My Profile](#) / [Modify My Profile](#) / [Attach document](#)

Attach document

	Description
Miscellaneous: <a href="#">Choose File</a>  GFGLRPS TRAIN...8.9.24.pdf	Miscellaneous (SCANNED PDF ONLY)
<a href="#">Upload</a>	

[← Back](#)

A screenshot of a web application interface titled 'My Profile'. It has a breadcrumb trail: 'My Profile / Modify My Profile / Attach document'. The main section is 'Attach document'. It contains a table with two columns: an unnamed column and 'Description'. The first row shows 'Miscellaneous:' followed by a 'Choose File' button, a PDF icon, and the filename 'GFGLRPS TRAIN...8.9.24.pdf'. The second column contains the text 'Miscellaneous (SCANNED PDF ONLY)'. Below the table is an 'Upload' button. A 'Back' button with a left arrow is in the bottom right. Four teal arrows are overlaid on the image: three point to the 'Choose File' button, the PDF icon, and the filename; one points to the 'Upload' button.



# Step 6.



- Once selected,
- Click 'Upload'

Navigation: < User Information Profile Details Documents User Agreement >

Documents

Title	Description	Date Uploaded	Expiration Date	File Size	Status
Missing Documents					
Title	Description	Date Uploaded	Expiration Date	File Size	Status
ID	Credentials/Drivers License/Passport GFGLRPS REQUIRED (JPEG OR PDF)	no	<a href="#">Upload</a>		
Utility	Proof of address (Any RECIEVED piece of mail with YOUR name on it) GFGLRPS REQUIRED (JPEG OR PDF)	no	<a href="#">Upload</a>		
Declaration and Witness Testimony	1779 Declaration/Universal Declaration/ Full 928 Package GFGLRPS REQUIRED (SCANNED PDF ONLY)	no	<a href="#">Upload</a>		
Passport Quality Photo	2x2 photo (WHITE BACKGROUND, NO HATS OR GLASSES IN PHOTO) Passport photo quality only GFGLRPS REQUIRED (JPEG and PNG ONLY!!)	no	<a href="#">Upload</a>		
Declaration of Political Status	Required for State Assembly participation (GFGLRPS OPTIONAL) SCANNED PDF ONLY	no	<a href="#">Upload</a>		
Common Carry Declaration	Required for State Assembly participation (GFGLRPS OPTIONAL) SCANNED PDF ONLY	no	<a href="#">Upload</a>		
Fee Schedule	FULL DOCUMENT Required for State Assembly participation (GFGLRPS OPTIONAL) SCANNED PDF ONLY	no	<a href="#">Upload</a>		
Other Documents	Other Documents (SCANNED PDF ONLY)	no	<a href="#">Upload</a>		
Miscellaneous	Miscellaneous (SCANNED PDF ONLY)	no	<a href="#">Upload</a>		
Photo quality seal (Thumb Print)	Photo quality seal (RED THUMB PRINT) GFGLRPS REQUIRED (JPEG and PNG ONLY!!)	no	<a href="#">Upload</a>		
Witness Testimony 1	Witness Testimony 1 GFGLRPS REQUIRED (SCANNED PDF ONLY)	no	<a href="#">Upload</a>		
Witness Testimony 2	Witness Testimony 2 GFGLRPS REQUIRED (SCANNED PDF ONLY)	no	<a href="#">Upload</a>		



# Step 6.



- Uploaded documents will show in 'pending' status until they have been verified and accepted

Description	Date Uploaded	Expiration Date	File Size	Status	
Other Documents (SCANNED PDF ONLY)	2024-08-10		399.12 KB	pending	<a href="#">Delete</a>





# Congratulations

<https://globalfamilygroup.com/lrps>







**Please Note:**



**WE DO NOT BACK DATE DISBURSEMENTS**








## **Please Note:**

**First distribution will be after your uploaded documents have been approved and your account 'activated'.**






# Disclaimer:

👤 'Account Creation',  
👤 'Document Verification' and  
👤 'Account Activation'  
processes are all done manually  
by a living man or woman.

A 'First come, first served' method is applied to  
complete them.

Your patience is greatly appreciated!

No need to send additional emails asking 'when'  
account will be created, documents moved from  
'pending' to 'accepted' or account activated.







# Creating An Account In Global Family Group Land Recording and Publishing System

